

# Autumn Quilt Seeds Quilt























## Estimated Basics Requirements



# AUTUMN QUILT SEEDS QUILT















## FABRIC REQUIREMENTS

The following requirements are shown using Riley Blake Designs Basics fabrics. For requirements using fabrics from the Pumpkin & Licorice collection by Lori Holt of Bee in my Bonnet for Riley Blake Designs go to [www.rileyblakedesigns.com/me-autumn-quilt-seeds-quilt](http://www.rileyblakedesigns.com/me-autumn-quilt-seeds-quilt)

Fabric	30" × 34 ½" (6×10 Stitchable Area)	38" × 43 ¼" (8×12 Stitchable Area)	43" × 49" (9×14 Stitchable Area)
 C670-SHADOW Swiss Dot	5" Square	5" Square	5" Square
 C805-CHARCOAL Poparazzi	5" Square	5" Square	5" Square
 C840-BLACK American Jane Pindot	5" Square	5" Square	5" Square
 C770-BLACK Seasonal Basics	5" Square	5" Square	5" Square
 GC771-BLACK Seasonal Basics	5" Square	5" Square	5" Square
 C12556-AUTUMN Bee Gingham	5" Square	5" Square	10" Square
 C777-BLACKORANGE Seasonal Basics	5" Square	5" Square	5" Square
 C840-ORANGE American Jane Pindot	10" Square	10" Square	10" Square
 C651-ORANGE Seasonal Basics	10" Square	10" Square	10" Square
 C670-60 ORANGE Swiss Dot	10" Square	10" Square	10" Square
 C652-ORANGE Seasonal Basics	10" Square	10" Square	10" Square
 C771-ORANGE Seasonal Basics	10" Square	10" Square	10" Square
 C12561-BASIL Bee Gingham	10" Square	10" Square	10" Square
 C840-PINE American Jane Pindot	10" Square	10" Square	10" Square
 C805-BASIL Poparazzi	10" Square	10" Square	10" Square
 C9940-PEWTER Bee Backgrounds	Fat Eighth	Fat Eighth	Fat Quarter
 C736-HALLOWEEN Seasonal Basics	¾ Yard	1 Yard	1 ½ Yards
 C777-BLACKGRAY Seasonal Basics	⅝ Yard	⅞ Yard	1 ½ Yards
 C500-AUTUMN Stripes (Border)	½ Yard	n/a	n/a
 SC650-CHARCOAL Sparkler (Border)	n/a	⅝ Yard	n/a
 C12560-PEBBLE Bee Gingham (Border)	n/a	n/a	¼ Yard
 C500-BLACK Stripes (Binding)	⅓ Yard	⅔ Yard	⅔ Yard
Backing	1 ¼ Yards	1 ½ Yards	3 Yards

# AUTUMN QUILT SEEDS QUILT

## THREAD AND SUPPLIES

	Thread		Thread
	5635-IVORY		9108-ENVY GREEN
	9133-LUCERNE		9150-MOSSTONE
	5704-CINDER		5589-RUST
	5865-AGED CHARCOAL		5781-HAZEL
	5841-BLACK CHROME		5505-DARK RUST
	5864-MAHOGANY		5634-TERRA COTTA

All thread is Robison-Anton Polyester embroidery thread. It's essential to be mindful of thread color variations across different machines. Following the instructions precisely will help ensure accurate thread changes and a successful embroidery project. Visit [www.rileyblakedesigns.com/me-threads](http://www.rileyblakedesigns.com/me-threads) for a Thread Color Conversion Chart.

### Notions & Supplies

Basic Sewing and Machine Embroidery Supplies

Shape-Flex Fusible Interfacing (SF101)\*



Heavy Weight Tear-Away Stabilizer\*



Batting

Paper Tape

Curved Appliqué Scissors

Embroidery Needles Sharp 75/11

\*Visit [www.rileyblakedesigns.com/me](http://www.rileyblakedesigns.com/me) and click on the stabilizer tab to match the stabilizer icon with the Riley Blake Designs recommended stabilizer.