

# Frank 'N' Town Basics Shopping List









# FRANK 'N' TOWN

## Consolidated Fabric Requirements














**The following fabrics are needed to make all Frank 'N' Town projects. These instructions are shown using Riley Blake Confetti Cotton™ Solids fabrics.**

	SKU NUMBER	TOTAL NEEDED
	C120-SHADOW Confetti Cotton™	⅓ Yard
	C120-RILEYBLACK Confetti Cotton™	⅓ Yard
	C120-MELLOWROSE Confetti Cotton™	⅓ Yard
	C120-LEAD Confetti Cotton™	½ Yard
	C120-SANDDOLLAR Confetti Cotton™	½ Yard
	C120-AUTUMN Confetti Cotton™	Fat Quarter

# FRANK 'N' TOWN

## Consolidated Thread Requirements

The following threads are needed to make all Frank 'N' Town projects.

	Thread
	5547-HONEY
	5505-DARK RUST
	5589-RUST
	5642-NATURAL WHITE
	5703-OYSTER
	5865-AGED CHARCOAL
	5596-BLACK
	9095-RAINDROP
	5871-BLACK CHROME
	9063-TOASTED CHAMPAGNE

# FRANK 'N' TOWN

## Consolidated Supplies Requirements

**The following supplies are needed to make all Frank 'N' Town projects.**

### Notions & Supplies

Basic Sewing and Machine Embroidery Supplies

Light Weight Tear-Away Stabilizer\*



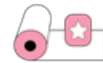
Fiber Wash-Away Stabilizer\*



Adhesive Wash-Away Stabilizer\*



Shape-Flex Fusible Interfacing SF101\*



Structure Interfacing\*



ST-37644 Jillily Studio Press It Pad

ST-42729 Structure Brads - Black Finish

Paper Tape

Fabric Punch/Fabric Awl

ST-41019 Quilty™ Hemostat

ST-37644 Jillily Press It Pad

Spray Bottle

Curved Appliqué Scissors

Embroidery Needles Sharp 75/11

String Lights or Battery-Operated Tea Lights (optional)

\*Visit [www.rileyblakedesigns.com/me](http://www.rileyblakedesigns.com/me) and click on the stabilizer tab to match the stabilizer icon with the Riley Blake Designs recommended stabilizer.

# Frank 'N' Town: No Spell Hotel Shopping List




# NO SPELL HOTEL

## FABRIC REQUIREMENTS




These instructions are shown using Riley Blake Designs Confetti Cotton™ Solids fabrics.


	Fabric	No Spell Hotel (6×10 Stitchable Area)
<b>A</b>	C120-SHADOW Confetti Cotton™	Fat Eighth
<b>B</b>	C120-SANDDOLLAR Confetti Cotton™	Fat Quarter



# NO SPELL HOTEL

## THREADS & SUPPLIES

	Thread
1	5865-AGED CHARCOAL
2	5547-HONEY
3	5642-NATURAL WHITE

	Thread
4	9095-RAINDROP
5	5596-BLACK
6	9063-TOASTED CHAMPAGNE

All thread is Robison-Anton Super Brite Polyester embroidery thread. It's essential to be mindful of thread color variations across different machines. Following the instructions precisely will help ensure accurate thread changes and a successful embroidery project. Visit [www.rileyblakedesigns.com/me-threads](http://www.rileyblakedesigns.com/me-threads) for a Thread Color Conversion Chart.

## Notions & Supplies

Basic Sewing and Machine Embroidery Supplies

Light Tear Away stabilizer (enough for 1 of your chosen hoop size)\*



Fiber Wash-Away Stabilizer (enough to hoop 4 of your chosen size hoop 2/ hoop)\*



Adhesive Wash Away stabilizer (enough for 1 of your chosen size hoop)\*



Shape-Flex Fusible Interfacing SF101\*



Structure Interfacing\*



ST-37644 Jillily Studio Press It Pad

ST-48772 Structure Brads - Black

Paper Tape

Fabric Punch/Fabric Awl

ST-41019 Quilty™ Hemostat

Spray Bottle

Curved Appliqué Scissors

Embroidery Needles Sharp 75/11

String Lights or Electric Candles (optional)

\*Visit [www.rileyblakedesigns.com/me](http://www.rileyblakedesigns.com/me) and click on the stabilizer tab to match the stabilizer icon with the Riley Blake Designs recommended stabilizer.

# Frank 'N' Town: Bat Manse Shopping List



# BAT MANSE

## FABRIC REQUIREMENTS




These instructions are shown using Riley Blake Designs Confetti Cotton™ Solids fabrics.


	<b>Fabric</b>	<b>Bat Manse (6×10 Stitchable Area)</b>
<b>A</b>	C120-SHADOW Confetti Cotton™	Fat Eighth
<b>B</b>	C120-MELLOWROSE Confetti Cotton™	Fat Eighth
<b>C</b>	C120-SANDDOLLAR Confetti Cotton™	Fat Quarter



# BAT MANSE

## THREADS & SUPPLIES

	Thread
1	5547-HONEY
2	9095-RAINDROP
3	5596-BLACK

	Thread
4	9063-TOASTED CHAMPAGNE
5	5642-NATURAL WHITE
6	5865-AGED CHARCOAL

All thread is Robison-Anton Super Brite Polyester embroidery thread. It's essential to be mindful of thread color variations across different machines. Following the instructions precisely will help ensure accurate thread changes and a successful embroidery project. Visit [www.rileyblakedesigns.com/me-threads](http://www.rileyblakedesigns.com/me-threads) for a Thread Color Conversion Chart.

### Notions & Supplies

Basic Sewing and Machine Embroidery Supplies

Light Tear Away stabilizer (enough for 2 of your chosen hoop size)\*



Fiber Wash-Away Stabilizer (enough to hoop 4 of your chosen size hoop 2/ hoop)\*



Adhesive Wash Away stabilizer (enough for 2 of your chosen size hoop)\*



Shape-Flex Fusible Interfacing SF101\*



Structure Interfacing\*



ST-48772 Structure Brads- Black Finish

Paper Tape

Fabric Punch/Fabric Awl

ST-41019 Quilty™ Hemostat

ST-37644 Jillily Press It Pad

Spray Bottle

Curved Appliqué Scissors

Embroidery Needles Sharp 75/11

String Lights or Electric Candles (optional)

\*Visit [www.rileyblakedesigns.com/me](http://www.rileyblakedesigns.com/me) and click on the stabilizer tab to match the stabilizer icon with the Riley Blake Designs recommended stabilizer.

# Frank 'N' Town: Mummy's Home Shopping List



# MUMMY'S HOME

## FABRIC REQUIREMENTS




These instructions are shown using Riley Blake Designs Confetti Cotton™ Solids fabrics.


	Fabric	Mummy's Home (6×10 Stitchable Area)
<b>A</b>	C120-RILEYBLACK Confetti Cotton™	Fat Eighth
<b>B</b>	C120-LEAD Confetti Cotton™	Fat Quarter
<b>C</b>	C120-SANDDOLLAR Confetti Cotton™	5" Square



# MUMMY'S HOME

## THREADS & SUPPLIES

	Thread
1	5547-HONEY
2	5865-AGED CHARCOAL
3	5596-BLACK

	Thread
4	5703-OYSTER
5	9095-RAINDROP
6	5841-BLACK CHROME

All thread is Robison-Anton Super Brite Polyester embroidery thread. It's essential to be mindful of thread color variations across different machines. Following the instructions precisely will help ensure accurate thread changes and a successful embroidery project. Visit [www.rileyblakedesigns.com/me-threads](http://www.rileyblakedesigns.com/me-threads) for a Thread Color Conversion Chart.

### Notions & Supplies

Basic Sewing and Machine Embroidery Supplies

Light Tear Away stabilizer (enough for 1 of your chosen hoop size)\*



Fiber Wash-Away Stabilizer (enough to hoop 4 of your chosen size hoop 2/hoop)\*



Adhesive Wash Away stabilizer (enough for 1 of your chosen size hoop)\*



Fusible Interfacing\*



Structure Interfacing\*



ST-42729 Structure Brads - Black

Paper Tape

Fabric Punch/Fabric Awl

ST-41019 Quilty™ Hemostat

ST-37644 Jillily Press It Pad

Spray Bottle

Curved Appliqué Scissors

Embroidery Needles Sharp 75/11

String Lights or Electric Candles (optional)

\*Visit [www.rileyblakedesigns.com/me](http://www.rileyblakedesigns.com/me) and click on the stabilizer tab to match the stabilizer icon with the Riley Blake Designs recommended stabilizer.

# Frank 'N' Town: Ghoul Gables Shopping List



# GHOUL GABLES

## FABRIC REQUIREMENTS





These instructions are shown using Riley Blake Designs Confetti Cotton™ Solids fabrics.

	Fabric	Ghoul Gables (6×10 Stitchable Area)
<b>A</b>	C120-SHADOW Confetti Cotton™	10" Square
<b>B</b>	C120-RILEYBLACK Confetti Cotton™	10" Square
<b>C</b>	C120-MELLOWROSE Confetti Cotton™	Fat Quarter
<b>D</b>	C120-LEAD Confetti Cotton™	10" Square



# GHOUL GABLES

## THREADS & SUPPLIES

	Thread		Thread
1	5547-HONEY	5	5596-BLACK
2	9063-TOASTED CHAMPAGNE	6	5642-NATURAL WHITE
3	9095-RAINDROP	7	5589-RUST
4	5865-AGED CHARCOAL		

All thread is Robison-Anton Super Brite Polyester embroidery thread. It's essential to be mindful of thread color variations across different machines. Following the instructions precisely will help ensure accurate thread changes and a successful embroidery project. Visit [www.rileyblakedesigns.com/me-threads](http://www.rileyblakedesigns.com/me-threads) for a Thread Color Conversion Chart.

## Notions & Supplies

Basic Sewing and Machine Embroidery Supplies

Light Tear Away stabilizer (enough for 1 of your chosen hoop size)\*



Fiber Wash-Away Stabilizer (enough to hoop 6 of your chosen size hoop 2/ hoop)\*



Adhesive Wash Away stabilizer (enough for 1 of your chosen size hoop)\*



Shape-Flex Fusible Interfacing SF101\*



Structure Interfacing\*



ST48772 Structure Brads - Black

Paper Tape

Fabric Punch/Fabric Awl

ST-41019 Quilty™ Hemostat

ST-37644 Jillily Press It Pad

Spray Bottle

Curved Appliqué Scissors

Embroidery Needles Sharp 75/11

String Lights or Electric Candles (optional)

\*Visit [www.rileyblakedesigns.com/me](http://www.rileyblakedesigns.com/me) and click on the stabilizer tab to match the stabilizer icon with the Riley Blake Designs recommended stabilizer.

# Frank 'N' Town: Deja Boutique Shopping List



# DEJA BOOTIQUE

## FABRIC REQUIREMENTS




These instructions are shown using Riley Blake Designs Confetti Cotton™ Solids fabrics.


	Fabric	Deja Boutique (5×7 Stitchable Area)
<b>A</b>	C120-SHADOW Confetti Cotton™	10" Square
<b>B</b>	C120-AUTUMN Confetti Cotton™	Fat Quarter



# DEJA BOOTIQUE

## THREADS & SUPPLIES

	Thread
1	5642-NATURAL WHITE
2	5547-HONEY
3	5505-DARK RUST
4	5596-BLACK

	Thread
5	5703-OYSTER
6	5589-RUST
7	5864-AGED CHARCOAL

All thread is Robison-Anton Super Brite Polyester embroidery thread. It's essential to be mindful of thread color variations across different machines. Following the instructions precisely will help ensure accurate thread changes and a successful embroidery project. Visit [www.rileyblakedesigns.com/me-threads](http://www.rileyblakedesigns.com/me-threads) for a Thread Color Conversion Chart.

### Notions & Supplies

Basic Sewing and Machine Embroidery Supplies

Light Tear Away stabilizer (enough for 1 of your chosen hoop size)\*



Fiber Wash-Away Stabilizer (enough to hoop 4 of your chosen size hoop 2/ hoop)\*



Adhesive Wash Away stabilizer (enough for 1 of your chosen size hoop)\*



Shape-Flex Fusible Interfacing SF101\*



Structure Interfacing\*



ST-48772 Structure Brads - Black

Paper Tape

Fabric Punch/Fabric Awl

ST-41019 Quilty™ Hemostat

ST-37644 Jillily Press It Pad

Spray Bottle

Curved Appliqué Scissors

Embroidery Needles Sharp 75/11

String Lights or Electric Candles (optional)

\*Visit [www.rileyblakedesigns.com/me](http://www.rileyblakedesigns.com/me) and click on the stabilizer tab to match the stabilizer icon with the Riley Blake Designs recommended stabilizer.

# Frank 'N' Town: Broom Shoppe Shopping List



# BROOM SHOPPE

## FABRIC REQUIREMENTS




These instructions are shown using Riley Blake Designs Confetti Cotton™ Solids fabrics.


	Fabric	Broom Shoppe (6×10 Stitchable Area)
<b>A</b>	C120-SHADOW Confetti Cotton™	10" Square
<b>B</b>	C120-RILEYBLACK Confetti Cotton™	Fat Eighth
<b>C</b>	C120-LEAD Confetti Cotton™	Fat Quarter



# BROOM SHOPPE

## THREADS & SUPPLIES

	Thread
1	5547-HONEY
2	5596-BLACK
3	5865-AGED CHARCOAL

	Thread
4	5841-BLACK CHROME
5	9095-RAINDROP
6	5642-NATURAL WHITE

All thread is Robison-Anton Super Brite Polyester embroidery thread. It's essential to be mindful of thread color variations across different machines. Following the instructions precisely will help ensure accurate thread changes and a successful embroidery project. Visit [www.rileyblakedesigns.com/me-threads](http://www.rileyblakedesigns.com/me-threads) for a Thread Color Conversion Chart.

### Notions & Supplies

Basic Sewing and Machine Embroidery Supplies

Light Tear Away stabilizer (enough for 2 of your chosen hoop size)\*



Fiber Wash-Away Stabilizer (enough to hoop 4 of your chosen size hoop 2/ hoop)\*



Adhesive Wash Away stabilizer (enough for 2 of your chosen size hoop)\*



Shape-Flex Fusible Interfacing SF101



Structure Interfacing\*



ST-42729 Structure Brads - Black

ST-41019 Quilty™ Hemostat

Paper Tape

Fabric Punch/Fabric Awl

ST-41019 Quilty™ Hemostat

ST-37644 Jillily Press It Pad

Spray Bottle

Curved Appliqué Scissors

Embroidery Needles Sharp 75/11

String Lights or Electric Candles (optional)

\*Visit [www.rileyblakedesigns.com/me](http://www.rileyblakedesigns.com/me) and click on the stabilizer tab to match the stabilizer icon with the Riley Blake Designs recommended stabilizer.