






















Denim & Daisy: Potted Daisy Quilt Estimated Collection Requirements



DENIM & DAISY: POTTED DAISY QUILT

FABRIC REQUIREMENTS















These instructions are shown using fabrics from the Denim & Daisy fabric collection by Lori Holt of Bee in my Bonnet for Riley Blake Designs.

Fabric	Wall Quilt (34" × 44") (6×10 Stitchable Area)	Lap Quilt (44 ½" × 56 ½") (8×12 Stitchable Area)	Throw Quilt (51" × 63 ¼") (9×14 Stitchable Area)
 C12557-TEADYE Bee Gingham Kassidy	5" Square	5" Square	5" Square
 C18150-DAISY Daisies	5" Square	5" Square	5" Square
 C18148-DENIM Bonnet	5" Square	5" Square	5" Square
 C12561-DAISY Bee Gingham Melanie	5" Square	5" Square	5" Square
 C805-HONEY POParazzi	5" Square	5" Square	5" Square
 C805-BUTTERSCOTCH POParazzi	5" Square	5" Square	5" Square
 C200-BUTTERSCOTCH Shades	10" Square	10" Square	10" Square
 C200-21 BURLAP Shades	10" Square	10" Square	10" Square
 C18142-DAISY Meadow	10" Square	10" Square	10" Square
 C18141-DAISY Doris	10" Square	10" Square	10" Square
 C18146-CARAMEL Sweater	10" Square	10" Square	10" Square
 C18143-CARAMEL Pioneer	10" Square	10" Square	10" Square
 C18145-DAISY Tulips	10" Square	10" Square	10" Square
 C18139-DAISY Hazel	10" Square	10" Square	10" Square
 C18140-DAISY Casserole	10" Square	10" Square	10" Square
 C18144-DAISY Polka Dot	10" Square	10" Square	10" Square
 C18147-DAISY Flower Pot	10" Square	Fat Eighth	Fat Eighth
 C17781-OLIVE Family	10" Square	10" Square	Fat Eighth
 C780-CLOVER Grasscloth	10" Square	10" Square	Fat Eighth
 C12561-BASIL Bee Gingham	10" Square	10" Square	Fat Eighth
 C17783-OLIVE Apron	10" Square	Fat Eighth	Fat Eighth

DENIM & DAISY: POTTED DAISY QUILT







FABRIC REQUIREMENTS







These instructions are shown using fabrics from the Denim & Daisy fabric collection by Lori Holt of Bee in my Bonnet for Riley Blake Designs.

Fabric	Wall Quilt (34" × 44") (6×10 Stitchable Area)	Lap Quilt (44 ½" × 56 ½") (8×12 Stitchable Area)	Throw Quilt (51" × 63 ¼") (9×14 Stitchable Area)
 C17786-THYME Dish Towel	10" Square	Fat Eighth	Fat Eighth
 C12555-LETTUCE Bee Gingham Rebecca	10" Square	Fat Eighth	Fat Eighth
 C670-GREEN Swiss Dot	10" Square	Fat Eighth	Fat Eighth
 C18134-DENIM Kisses	10" Square	10" Square	10" Square
 C18130-DENIM Bouquet	10" Square	10" Square	Fat Eighth
 C18136-DENIM Stripes	10" Square	10" Square	Fat Eighth
 C18135-DENIM Miller	10" Square	10" Square	Fat Eighth
 C18137-OXFORDBLUE Suzanne	10" Square	10" Square	Fat Eighth
 C18132-OXFORDBLUE Gingham	10" Square	10" Square	Fat Eighth
 C18138-OXFORDBLUE Tiny Squares	10" Square	10" Square	Fat Eighth
 C18131-OXFORDBLUE Flowers (includes binding)	½ Yard	¾ Yard	¾ Yard
 C18133-DENIM Happy Text	⅝ Yard	⅞ Yard	1 Yard
 C200-02 CREAM Shades	1 ½ Yards	2 Yards	2 ⅓ Yards
 C18149-DENIM Squares (backing)	1 ½ Yards	2 ½ Yards	3 ½ Yards

DENIM & DAISY: POTTED DAISY QUILT

THREAD & SUPPLIES REQUIREMENTS

	Thread
	9075-FAVORITE DEEP BLUE
	5909-TH NAVY
	5564-MAIZE
	5534-GLOW
	5633-GINGER

	Thread
	9165-TEMPLE GOLD
	5590-DATE
	5579-SPRUCE
	5509-GREEN
	5529-PALMETTO

All thread is Robison-Anton Super Brite Polyester embroidery thread. It's essential to be mindful of thread color variations across different machines. Following the instructions precisely will help ensure accurate thread changes and a successful embroidery project. Visit www.rileyblakedesigns.com/me-threads for a Thread Color Conversion Chart.

Notions & Supplies

Basic Sewing and Machine Embroidery Supplies

Shape-Flex Fusible Interfacing SF101*



Heavy Weight Tear-Away Stabilizer*



ST-37644 Jillily Studio Press It Pad

Paper Tape

Batting

Curved Appliqué Scissors

Embroidery Needles Sharp 75/11

*Visit www.rileyblakedesigns.com/me and click on the stabilizer tab to match the stabilizer icon with the Riley Blake Designs recommended stabilizer.