

Stitch Your Book Nook

Shopping List: Faraway Kingdom



Project Sizes:

Charms: 4x4 Stitchable Area

Split Seams: 4x4 and 5x7 Stitchable Areas

Bookmarks: 5x7 Stitchable Area

Book Pillow: 6x10 Stitchable Area

Project Bags: 6x10 Stitchable Area

Wall Hanging: 6x10 Stitchable Area



rbd
& m.e.
 MACHINE EMBROIDERY

STITCH YOUR BOOK NOOK: FARAWAY KINGDOM


Consolidated Fabric Requirements

The following fabrics are needed to make all Stitch Your Book Nook projects. This is shown using a variety of fabrics from the Faraway Kingdom collection by Natàlia Juan Abelló for Riley Blake Designs.



SKU NUMBER	TOTAL NEEDED
10-17430-42 Stacker	(1) Stacker
Binding (fabric of your choice)	$\frac{1}{4}$ Yard
Backing (fabric of your choice)	$\frac{2}{3}$ Yard

Suggested Thread Requirements



It's essential to be mindful of thread color variations across different machines. Following the instructions precisely will help ensure accurate thread changes and a successful embroidery project. Visit www.rileyblakedesigns.com/me-threads for a Thread Color Conversion Chart.

STITCH YOUR BOOK NOOK: FARAWAY KINGDOM

Consolidated Supplies Requirements

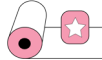
The following supplies are needed to make all Stitch Your Book Nook projects.

Basic Sewing and Machine Embroidery Supplies


Fiber Wash-Away Stabilizer*



Shape-Flex Fusible Interfacing (SF101)*



Heavy Weight Tear-Away Stabilizer*



Medium Weight Tear-Away Stabilizer*



Structure Interfacing



Batting

Curved Appliqué Scissors

Embroidery Needles Sharp 75/11

(2) 9" Zippers

12" × 18" Pillow Form

*Visit www.rileyblakedesigns.com/me and click on the stabilizer tab to match the stabilizer icon with the Riley Blake Designs recommended stabilizer.