

Reach for the Stars

10" x 10" Finished

by Melanie Collette

www.hellomellydesigns.com @hellomellydesigns

Materials

Fabrics listed are Confetti Cottons by Riley Blake

Storm 7" x 21"
 Avocado 5" x 21"
 Le Creme 6" x WOF

Tools

Marking pencil, scissors, ruler, rotary cutter and mat, iron and ironing board.

Cutting Instructions

Storm: A- four 2½" x 3½" rectangles

B- eight 1½" squares

C- two 2⅞" squares

Avocado: D- eight 2" squares

E- one 3½" square

Le Creme:

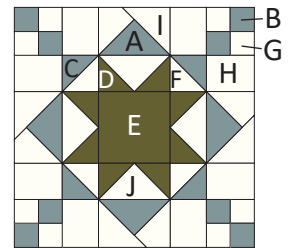
F- two 2⅞" squares

G- eight 1½" squares

H- eight 2" x 2½" rectangles

I- eight 2½" squares

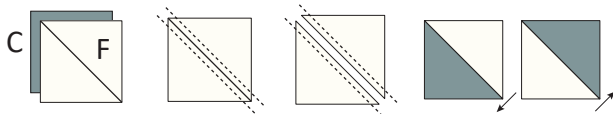
J- four 2" x 3½" rectangles



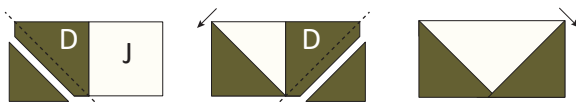
Sewing Instructions

1. Draw a diagonal line on the wrong side of the D, F and I squares.

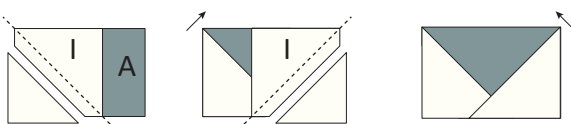
2. Place one F and C square right sides together. Sew ¼" on either side of the marked line. Cut the squares on the diagonal line. Open and press towards the C square. Trim each square to 2" x 2". Repeat to make 4 half square triangle units (HST).



3. Place one D square on the left end of one J rectangle, right sides together. Sew along marked line, and trim, leaving ¼" seam allowance. Press towards the D square. Repeat with other side, and trim flying geese to 2" x 3½". Repeat to make 4 flying geese units.



4. Place one I square on the left end of one A rectangle, right sides together. Sew along marked line, and trim, leaving ¼" seam allowance. Press towards the A rectangle. Repeat with other side, and trim tall flying geese to 2½" x 3½". Repeat to make 4 tall flying geese units.



5. Sew each B square to a G square, and press the seam towards the B square. Sew two B/G sets together in a four patch. Press seam open. Repeat to make 4 four patches.



6. Lay out pieces, and sew into 9-patch sections, as illustrated. In corner units, press towards H rectangles when sewing into rows, and then press seams open when rows are sewn together. Sew flying geese units together, and press seams open. Sew sections into rows, and press seams according to arrows. Sew rows together, and press away from center to complete the Reach for the Stars Block (10½" x 10½").

