


RBD Block Challenge

Fabric Requirements

Below is the list of **Confetti Cotton Solids** and the yardage we used to make the quilt. Pick your favorite basic or collection to make your own.


Approximate Quilt Size 54 1/2" x 54 1/2"
 108" Wideback of Your Choice: 1 3/4 Yards



C120-RILEYWHITE
1 1/2 Yards




C120-RILEYBABYPINK
3/8 Yard




C120-RILEYCORAL
Fat Quarter




C120-RILEYRED
Fat Quarter



C120-RILEYFUSCHIA
5/8 Yard




C120-RILEYORANGE
Fat Quarter




C120-LEMONZEST
1/2 Yard



C120-RILEYLIME
Fat Quarter



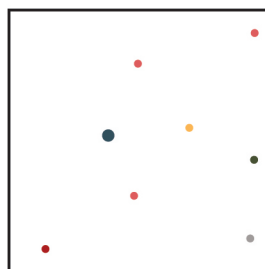
C120-EMERALDCITY
Fat Quarter



C120-BOYBLUE
Fat Quarter




C120-BLUEBERRY
Fat Quarter



C645-RAINBOW
1 5/8 Yards



C495-BLACK
1 Yard
(Includes Binding)




RBD Block Challenge

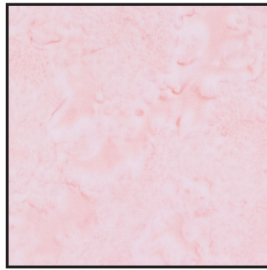
Fabric Requirements

Below is the list of **Expressions Batiks** and the yardage we used to make the quilt. Pick your favorite basic or collection to make your own.

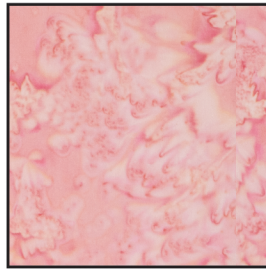
Approximate Quilt Size 54 1/2" x 54 1/2"
 108" Wideback of Your Choice: 1 3/4 Yards



BTCB210-SNOWWHITE
3 Yards



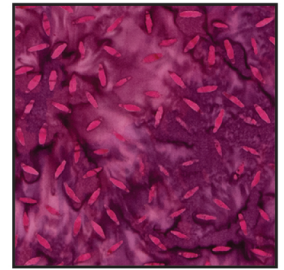
BTHH114-SOFTPINK
3/8 Yard




BTHH127-PALECORAL
Fat Quarter




BTHH579-APPLE1
Fat Quarter




BTHH524-MAGENTA
5/8 Yard




BTHH133-MANDARIN
Fat Quarter




BTHH139-YELLOW
1/2 Yard



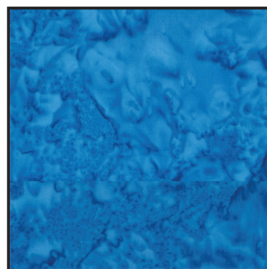
BTHH152-KIWI
Fat Quarter




BTHH154-LEPRECHAUN
Fat Quarter



BTHH172-LTBLUE2
Fat Quarter



BTHH573-FINCH
Fat Quarter



BTCB1002-LITTLEBOYBLUE
1 Yard
(Includes Binding)



RBD Block Challenge

Use this guide when cutting the fabric for the **Confetti Cotton Solids** blocks.

Block 1

FABRIC 1: C120-RILEYWHITE
A — (12) 2 1/2" squares
B — (4) 2 1/2" x 4 1/2" rectangles
FABRIC 2: C120-RILEYORANGE
C — (4) 2 1/2" x 4 1/2" rectangles
FABRIC 3: C120-RILEYRED
D — (5) 2 1/2" squares
FABRIC 4: C120-RILEYCORAL
E — (4) 4 1/2" squares

Block 2

FABRIC 1: C120-RILEYWHITE
A — (2) 3" squares
B — (2) 4" squares
C — (4) 2 1/2" x 6 1/2" rectangles
FABRIC 2: C120-RILEYLIME
D — (2) 3" squares
E — (1) 4" square
FABRIC 3: C120-RILEYFUCHSIA
F — (1) 4" square
FABRIC 4: C120-BOYBLUE
G — (4) 2" squares
FABRIC 5: C120-RILEYBABYPINK
H — (2) 2" squares
FABRIC 6: C120-LEMONZEST
I — (2) 2" squares

Block 3

FABRIC 1: C120-RILEYWHITE
A — (4) 3" squares
B — (4) 3" x 5 1/2" rectangles
FABRIC 2: C120-RILEYFUCHSIA
C — (8) 3" squares
FABRIC 3: C120-RILEYORANGE
D — (4) 3" squares
E — (2) 3 1/2" squares
FABRIC 4: C120-RILEYLIME
F — (2) 3 1/2" squares

Block 4

FABRIC 1: C120-RILEYWHITE
A — (4) 3" squares
B — (2) 4" squares
FABRIC 2: C120-RILEYFUCHSIA
C — (2) 4" squares
FABRIC 3: C120-BOYBLUE
D — (2) 3 1/2" squares
E — (4) 3" squares
FABRIC 4: C120-LEMONZEST
F — (2) 3 1/2" squares
G — (2) 3" x 5 1/2" rectangles

Block 5

FABRIC 1: C120-RILEYWHITE
A — (6) 3 1/2" squares
FABRIC 2: C120-RILEYFUCHSIA
B — (1) 3 1/2" square
FABRIC 3: C120-RILEYBABYPINK
C — (1) 3" square
FABRIC 4: C120-EMERALDCITY
D — (1) 3 1/2" square
FABRIC 5: C120-RILEYRED
E — (1) 3 1/2" square
FABRIC 6: C120-RILEYORANGE
F — (1) 3 1/2" square
FABRIC 7: C120-RILEYCORAL
G — (1) 3" square
FABRIC 8: C120-BLUEBERRY
H — (1) 3" square
FABRIC 9: C120-BOYBLUE
I — (1) 3 1/2" square
FABRIC 10: C120-LEMONZEST
J — (1) 3 1/2" square
FABRIC 11: C120-RILEYLIME
K — (1) 3" square

Block 6

FABRIC 1: C120-RILEYWHITE
A — (8) 1 1/2" x 3 1/2" rectangles
B — (16) 1 1/2" squares
FABRIC 2: C120-EMERALDCITY
C — (4) 2 1/2" x 3 1/2" rectangles
FABRIC 3: C120-RILEYLIME
D — (4) 2 1/2" x 3 1/2" rectangles
FABRIC 4: C120-RILEYCORAL
E — (8) 2 1/2" x 3 1/2" rectangles
FABRIC 5: C120-RILEYBABYPINK
F — (8) 1 1/2" squares
G — (1) 4 1/2" square

Block 7

FABRIC 1: C120-RILEYWHITE
A — (4) 3 1/4" squares
B — (4) 3 1/4" x 5" rectangles
C — (1) 3 3/8" square, cut in half diagonally twice
D — (2) 2" squares, cut in half diagonally once
FABRIC 2: C120-RILEYRED
E — (2) 2 3/4" squares
FABRIC 3: C120-RILEYLIME
F — (2) 2 3/4" squares
FABRIC 4: C120-RILEYORANGE
G — (2) 2 3/4" squares
FABRIC 5: C120-BOYBLUE
H — (2) 2 3/4" squares
FABRIC 6: C120-LEMONZEST
I — (4) 2" squares
FABRIC 7: C120-RILEYBABYPINK
J — (1) 2" square
FABRIC 8: C120-EMERALDCITY
K — (1) 2 3/4" square
FABRIC 9: C120-RILEYCORAL
L — (1) 2 3/4" square
FABRIC 10: C120-RILEYFUCHSIA
M — (1) 2 3/4" square
FABRIC 11: C120-BLUEBERRY
N — (1) 2 3/4" square

Block 8

FABRIC 1: C120-RILEYWHITE
A — (4) 2" x 3 1/2" rectangles
B — (4) 2" squares
C — (4) 1 1/2" x 4 1/2" rectangles
D — (4) 3" squares
FABRIC 2: C120-RILEYCORAL
E — (4) 2" squares
F — (2) 3" squares
FABRIC 3: C120-RILEYFUCHSIA
G — (2) 3" squares
FABRIC 4: C120-BLUEBERRY
H — (12) 2 1/2" squares
FABRIC 5: C120-RILEYLIME
I — (1) 4 1/2" square

Block 9

FABRIC 1: C120-RILEYWHITE
A — (2) 1 1/2" x 10 1/2" strips
B — (2) 1 1/2" x 8 1/2" strips
C — (8) 1 1/2" x 2 1/2" rectangles
D — (16) 1 1/2" squares
FABRIC 2: C120-RILEYRED
E — (2) 1 1/2" squares
F — (2) 1 1/2" x 3 1/2" rectangles
FABRIC 3: C120-RILEYORANGE
G — (2) 1 1/2" x 3 1/2" rectangles
H — (2) 1 1/2" squares
FABRIC 4: C120-RILEYCORAL
I — (2) 1 1/2" squares
J — (2) 1 1/2" x 3 1/2" rectangles
FABRIC 5: C120-RILEYFUCHSIA
K — (2) 1 1/2" x 3 1/2" rectangles
L — (2) 1 1/2" squares

Block 10

FABRIC 1: C120-RILEYBABYPINK
A — (6) 4" squares
FABRIC 2: C120-RILEYFUCHSIA
B — (6) 4" squares
FABRIC 3: C120-EMERALDCITY
C — (1) 6 1/2" square
FABRIC 4: C120-RILEYWHITE
D — (1) 6 1/2" square

Block 11

FABRIC 1: C120-RILEYWHITE
A — (6) 3" squares
B — (16) 1 1/2" squares
FABRIC 2: C120-BLUEBERRY
C — (6) 3" squares
FABRIC 3: C120-BOYBLUE
D — (2) 3" squares
FABRIC 4: C120-RILEYCORAL
E — (2) 3" squares
F — (20) 1 1/2" squares
FABRIC 5: C120-RILEYRED
G — (9) 2 1/2" squares

Block 12

FABRIC 1: C120-RILEYWHITE
A — (8) 3" squares
B — (8) 1 3/4" squares
C — (4) 1 3/4" x 3" rectangles
FABRIC 2: C120-RILEYORANGE
D — (2) 4 1/4" squares
E — (8) 1 3/4" squares
FABRIC 3: C120-LEMONZEST
F — (8) 1 3/4" squares
G — (2) 4 1/4" squares
FABRIC 4: C120-RILEYRED
H — (1) 3" square

Block 13

FABRIC 1: C120-EMERALDCITY
A — (2) 4 1/2" squares
FABRIC 2: C120-RILEYWHITE
B — (2) 4 1/2" squares
C — (1) 2 1/4" x 16" strip
FABRIC 3: C120-RILEYRED
D — (1) 2 1/4" x 16" strip
FABRIC 4: C120-RILEYORANGE
E — (2) 2" squares
FABRIC 5: C120-LEMONZEST
F — (2) 2" squares

Block 14

FABRIC 1: C120-LEMONZEST
A — (4) 1 3/4" squares
B — (4) 1 3/4" x 3" rectangles
FABRIC 2: C120-RILEYWHITE
C — (24) 1 3/4" squares
D — (8) 1 3/4" x 3" rectangles
FABRIC 3: C120-RILEYRED
E — (1) 3" square
F — (4) 1 3/4" squares
G — (4) 1 3/4" x 3" rectangles
FABRIC 4: C120-RILEYLIME
H — (8) 1 3/4" squares
I — (1) 3" square
FABRIC 5: C120-BLUEBERRY
J — (1) 3" square
K — (8) 1 3/4" squares
FABRIC 6: C120-RILEYORANGE
L — (1) 3" square

Block 15

FABRIC 1: C120-RILEYFUCHSIA
A — (1) 3" x 14" strip
FABRIC 2: C120-RILEYWHITE
B — (1) 3" x 14" strip
C — (2) 3 1/2" squares
FABRIC 3: C120-EMERALDCITY
D — (4) 3 1/2" squares
FABRIC 4: C120-LEMONZEST
E — (2) 3 1/2" squares

Block 16

FABRIC 1: C120-RILEYBABYPINK
A — (5) 3" squares
FABRIC 2: C120-RILEYFUCHSIA
B — (5) 3" squares
C — (4) 2 1/2" squares
FABRIC 3: C120-RILEYWHITE
D — (12) 2 1/2" squares
FABRIC 4: C120-LEMONZEST
E — (6) 2 1/2" x 4 1/2" rectangles
FABRIC 5: C120-EMERALDCITY
F — (1) 4 1/2" square

Finishing

FABRIC 1: C645-RAINBOW Dapple Dot
Cut (6) 2 1/2" x WOF strips for outer borders (A)
Cut (9) 2 1/2" x WOF strips; subcut: (80) 2 1/2" x 4 1/2" rectangles (B)
Cut (10) 1 1/2" x WOF strips; subcut: (260) 1 1/2" squares (C)
FABRIC 2: C495-Black 1/8" Stripe
Cut (6) 2 1/2" x WOF strips for binding
Cut (5) 2 1/2" x WOF strips; subcut: (65) 2 1/2" squares (D)



RBD Block Challenge

Use this guide when cutting the fabric for the **Expressions Batiks** blocks.

Block 1

FABRIC 1: BTCB210 Snow White
A — (12) 2 1/2" squares
B — (4) 2 1/2" x 4 1/2" rectangles
FABRIC 2: BTHH133 Mandarin
C — (4) 2 1/2" x 4 1/2" rectangles
FABRIC 3: BTHH579 Apple 1
D — (5) 2 1/2" squares
FABRIC 4: BTHH127 Pale Coral
E — (4) 4 1/2" squares

Block 2

FABRIC 1: BTCB210 Snow White
A — (2) 3" squares
B — (2) 4" squares
C — (4) 2 1/2" x 6 1/2" rectangles
FABRIC 2: BTHH152 Kiwi
D — (2) 3" squares
E — (1) 4" square
FABRIC 3: BTHH524 Magenta
F — (1) 4" square
FABRIC 4: BTHH172 Light Blue 2
G — (4) 2" squares
FABRIC 5: BTHH114 Soft Pink
H — (2) 2" squares
FABRIC 6: BTHH139 Yellow
I — (2) 2" squares

Block 3

FABRIC 1: BTCB210 Snow White
A — (4) 3" squares
B — (4) 3" x 5 1/2" rectangles
FABRIC 2: BTHH524 Magenta
C — (8) 3" squares
FABRIC 3: BTHH133 Mandarin
D — (4) 3" squares
E — (2) 3 1/2" squares
FABRIC 4: BTHH152 Kiwi
F — (2) 3 1/2" squares

Block 4

FABRIC 1: BTCB210 Snow White
A — (4) 3" squares
B — (2) 4" squares
FABRIC 2: BTHH524 Magenta
C — (2) 4" squares
FABRIC 3: BTHH172 Light Blue 2
D — (2) 3 1/2" squares
E — (4) 3" squares
FABRIC 4: BTHH139 Yellow
F — (2) 3 1/2" squares
G — (2) 3" x 5 1/2" rectangles

Block 5

FABRIC 1: BTCB210 Snow White
A — (6) 3 1/2" squares
FABRIC 2: BTHH524 Magenta
B — (1) 3 1/2" square
FABRIC 3: BTHH114 Soft Pink
C — (1) 3" square
FABRIC 4: BTHH154 Leprechaun
D — (1) 3 1/2" square
FABRIC 5: BTHH579 Apple 1
E — (1) 3 1/2" square
FABRIC 6: BTHH133 Mandarin
F — (1) 3 1/2" square
FABRIC 7: BTHH127 Pale Coral
G — (1) 3" square
FABRIC 8: BTHH573 Finch
H — (1) 3" square
FABRIC 9: BTHH172 Light Blue 2
I — (1) 3 1/2" square
FABRIC 10: BTHH139 Yellow
J — (1) 3 1/2" square
FABRIC 11: BTHH152 Kiwi
K — (1) 3" square

Block 6

FABRIC 1: BTCB210 Snow White
A — (8) 1 1/2" x 3 1/2" rectangles
B — (16) 1 1/2" squares
FABRIC 2: BTHH154 Leprechaun
C — (4) 2 1/2" x 3 1/2" rectangles
FABRIC 3: BTHH152 Kiwi
D — (4) 2 1/2" x 3 1/2" rectangles
FABRIC 4: BTHH127 Pale Coral
E — (8) 2 1/2" x 3 1/2" rectangles
FABRIC 5: BTHH114 Soft Pink
F — (8) 1 1/2" squares
G — (1) 4 1/2" square

Block 7

FABRIC 1: BTCB210 Snow White
A — (4) 3 1/4" squares
B — (4) 3 1/4" x 5" rectangles
C — (1) 3 3/8" square, cut in half diagonally twice
D — (2) 2" squares, cut in half diagonally once
FABRIC 2: BTHH579 Apple 1
E — (2) 2 3/4" squares
FABRIC 3: BTHH152 Kiwi
F — (2) 2 3/4" squares
FABRIC 4: BTHH133 Mandarin
G — (2) 2 3/4" squares
FABRIC 5: BTHH172 Light Blue 2
H — (2) 2 3/4" squares
FABRIC 6: BTHH139 Yellow
I — (4) 2" squares
FABRIC 7: BTHH114 Soft Pink
J — (1) 2" square
FABRIC 8: BTHH154 Leprechaun
K — (1) 2 3/4" square
FABRIC 9: BTHH127 Pale Coral
L — (1) 2 3/4" square
FABRIC 10: BTHH524 Magenta
M — (1) 2 3/4" square
FABRIC 11: BTHH573 Finch
N — (1) 2 3/4" square

Block 8

FABRIC 1: BTCB210 Snow White
A — (4) 2" x 3 1/2" rectangles
B — (4) 2" squares
C — (4) 1 1/2" x 4 1/2" rectangles
D — (4) 3" squares
FABRIC 2: BTHH127 Pale Coral
E — (4) 2" squares
F — (2) 3" squares
FABRIC 3: BTHH524 Magenta
G — (2) 3" squares
FABRIC 4: BTHH573 Finch
H — (12) 2 1/2" squares
FABRIC 5: BTHH152 Kiwi
I — (1) 4 1/2" square

Block 9

FABRIC 1: BTCB210 Snow White
A — (2) 1 1/2" x 10 1/2" strips
B — (2) 1 1/2" x 8 1/2" strips
C — (8) 1 1/2" x 2 1/2" rectangles
D — (16) 1 1/2" squares
FABRIC 2: BTHH579 Apple 1
E — (2) 1 1/2" squares
F — (2) 1 1/2" x 3 1/2" rectangles
FABRIC 3: BTHH133 Mandarin
G — (2) 1 1/2" x 3 1/2" rectangles
H — (2) 1 1/2" squares
FABRIC 4: BTHH127 Pale Coral
I — (2) 1 1/2" squares
J — (2) 1 1/2" x 3 1/2" rectangles
FABRIC 5: BTHH524 Magenta
K — (2) 1 1/2" x 3 1/2" rectangles
L — (2) 1 1/2" squares

Block 10

FABRIC 1: BTHH114 Soft Pink
A — (6) 4" squares
FABRIC 2: BTHH524 Magenta
B — (6) 4" squares
FABRIC 3: BTHH154 Leprechaun
C — (1) 6 1/2" square
FABRIC 4: BTCB210 Snow White
D — (1) 6 1/2" square

Block 11

FABRIC 1: BTCB210 Snow White
A — (6) 3" squares
B — (16) 1 1/2" squares
FABRIC 2: BTHH573 Finch
C — (6) 3" squares
FABRIC 3: BTHH172 Light Blue 2
D — (2) 3" squares
FABRIC 4: BTHH127 Pale Coral
E — (2) 3" squares
F — (20) 1 1/2" squares
FABRIC 5: BTHH579 Apple 1
G — (9) 2 1/2" squares

Block 12

FABRIC 1: BTCB210 Snow White
A — (8) 3" squares
B — (8) 1 3/4" squares
C — (4) 1 3/4" x 3" rectangles
FABRIC 2: BTHH133 Mandarin
D — (2) 4 1/4" squares
E — (8) 1 3/4" squares
FABRIC 3: BTHH139 Yellow
F — (8) 1 3/4" squares
G — (2) 4 1/4" squares
FABRIC 4: BTHH579 Apple 1
H — (1) 3" square

Block 13

FABRIC 1: BTHH154 Leprechaun
A — (2) 4 1/2" squares
FABRIC 2: BTCB210 Snow White
B — (2) 4 1/2" squares
C — (1) 2 1/4" x 16" strip
FABRIC 3: BTHH579 Apple 1
D — (1) 2 1/4" x 16" strip
FABRIC 4: BTHH133 Mandarin
E — (2) 2" squares
FABRIC 5: BTHH139 Yellow
F — (2) 2" squares

Block 14

FABRIC 1: BTHH139 Yellow
A — (4) 1 3/4" squares
B — (4) 1 3/4" x 3" rectangles
FABRIC 2: BTCB210 Snow White
C — (24) 1 3/4" squares
D — (8) 1 3/4" x 3" rectangles
FABRIC 3: BTHH579 Apple 1
E — (1) 3" square
F — (4) 1 3/4" squares
G — (4) 1 3/4" x 3" rectangles
FABRIC 4: BTHH152 Kiwi
H — (8) 1 3/4" squares
I — (1) 3" square
FABRIC 5: BTHH573 Finch
J — (1) 3" square
K — (8) 1 3/4" squares
FABRIC 6: BTHH133 Mandarin
L — (1) 3" square

Block 15

FABRIC 1: BTHH524 Magenta
A — (1) 3" x 14" strip
FABRIC 2: BTCB210 Snow White
B — (1) 3" x 14" strip
C — (2) 3 1/2" squares
FABRIC 3: BTHH154 Leprechaun
D — (4) 3 1/2" squares
FABRIC 4: BTHH139 Yellow
E — (2) 3 1/2" squares

Block 16

FABRIC 1: BTHH114 Soft Pink
A — (5) 3" squares
FABRIC 2: BTHH524 Magenta
B — (5) 3" squares
C — (4) 2 1/2" squares
FABRIC 3: BTCB210 Snow White
D — (12) 2 1/2" squares
FABRIC 4: BTHH139 Yellow
E — (6) 2 1/2" x 4 1/2" rectangles
FABRIC 5: BTHH154 Leprechaun
F — (1) 4 1/2" square

Finishing

FABRIC 1: BTCB210 Snow White
Cut (6) 2 1/2" x WOF strips for outer borders (A)
Cut (9) 2 1/2" x WOF strips; subcut: (80) 2 1/2" x 4 1/2" rectangles (B)
Cut (10) 1 1/2" x WOF strips; subcut: (260) 1 1/2" squares (C)
FABRIC 2: BTCB1002 Little Boy Blue
Cut (6) 2 1/2" x WOF strips for binding
Cut (5) 2 1/2" x WOF strips; subcut: (65) 2 1/2" squares (D)