

Garden Patch

10" x 10" Finished

by Minki Kim

minkikim.com @zeriano

CONFETTI COTTON SOLIDS

BY RILEY BLAKE DESIGNS

C120-EMERALDCITY

(Fabric 1)

C120-RILEYWHITE

(Fabric 2)

C120-RILEYRED (Fabric 3)

C120-RILEYORANGE

(Fabric 4)

C120-LEMONZEST

(Fabric 5)

EXPRESSIONS HAND-DYES

BY RILEY BLAKE DESIGNS

BTHH154 Leprechaun

(Fabric 1)

BTCB210 Snow White

(Fabric 2)

BTHH579 Apple 1 (Fabric 3)

BTHH133 Mandarin

(Fabric 4)

BTHH139 Yellow

(Fabric 5)

CUTTING INSTRUCTIONS

Fabric 1:

- A – (2) 4 ½" squares

Fabric 2:

- B – (2) 4 ½" squares
- C – (1) 2 ¼" x 16" strip

Fabric 3:

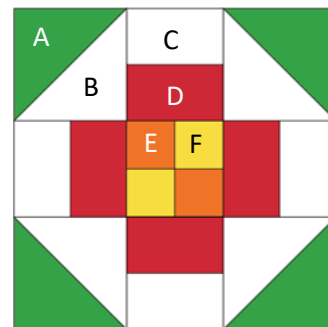
- D – (1) 2 ¼" x 16" strip

Fabric 4:

- E – (2) 2" squares

Fabric 5:

- F – (2) 2" squares



ADDITIONAL TOOLS NEEDED:

BASIC SEWING SUPPLIES

3 ½" TRIM-IT RULER

10 ½" TRIM-IT RULER

4 ½" CUTE CUTS RULER

SEAMS SEW EASY™ - SEAM GUIDE

RILEY BLAKE DESIGNS QUILTY TOOLS™ ¼" PLUS RULER

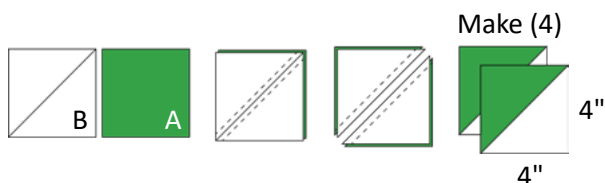
RILEY BLAKE NOTIONS QUILTER'S CLAPPER

SUE DALEY DESIGNS ROTATING CUTTING MAT

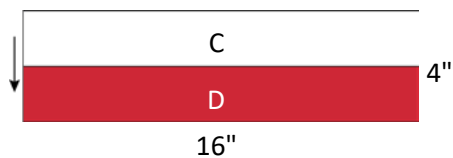
SEWING INSTRUCTIONS

HST = HALF-SQUARE TRIANGLE

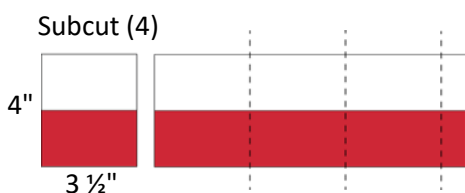
1. Draw a diagonal line on the wrong side of (2) B – squares.
2. Place (2) B – squares with (2) A – squares, right sides together. Sew a ¼" away from both sides of the drawn diagonal lines. Cut along the drawn diagonal line, making (4) HST units. Trim HST units to measure 4" x 4" unfinished.



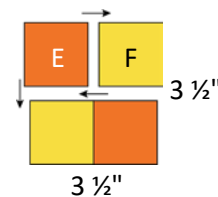
3. Sew strips C and D together lengthwise to make a strip set. Press in direction of arrow. The strip set should measure 4" x 16" unfinished.



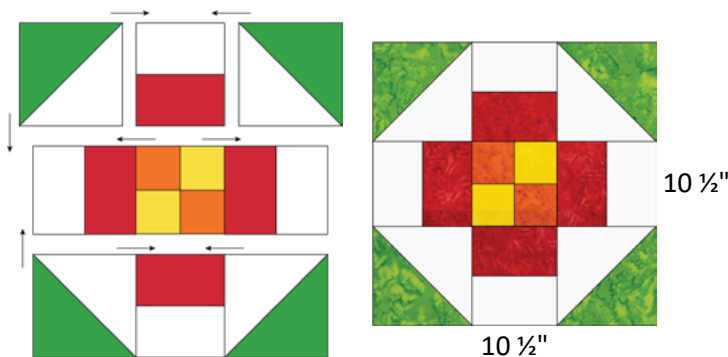
4. Subcut (4) 3 ½" x 4" units from the strip set.



5. Arrange (2) E – squares and (2) F – squares as shown. Sew together in pairs and press. Then sew pairs together and press to make block center. The block center should measure 3 ½" x 3 ½" unfinished.



6. Arrange (4) HST units, (4) strip set units, and block center as shown. Sew the units together in rows and press. Then sew the rows together and press to complete Block 13. Block 13 should measure 10 ½" x 10 ½" unfinished.



*Due to the hand-crafted nature of batiks, fabric may vary from images.