



available May 2025 | R-5
last call December 1, 2024



COME LET US ADORE HIM



CD16310-CLOUD



Cloud Main



C16311-NAVY



Navy Silhouettes



C16312-CLOUD



Cloud Text



C16313-WINE



Wine Tonal



C16314-NAVY




Navy Stars



C200-MIDNIGHT



Midnight Shade



C440-21 NAVY



Navy 1/8" Gingham



C610-WINE



Wine Texture



C805-NAVY



Navy POParazzi

coordinating basics

COME LET US ADORE HIM



CD16310-GREEN




Green Main



C16311-CLOUD



Cloud Silhouettes



C16312-WINE



Wine Text



C16313-NAVY



Navy Tonal



C16314-CLOUD



Cloud Stars



coordinating basics

C500-DENIM



Denim 1/8" Tonal Stripe



C120-WINE



Wine Confetti Cotton



C780-SAFFRON



Saffron Grasscloth Cotton



C640-YELLOW



Yellow Dapple Dot

COME LET US ADORE HIM



CD16310-NAVY




Navy Main



C16311-GREEN




Green Silhouettes



C16312-NAVY



Navy Text



C16313-GREEN



Green Tonal



C16314-WINE



Wine Stars



C200-47 MOUNTAINGREEN



Mountain Green Shade



C120-TIMBERLINE



Timberline Confetti Cotton



C780-PLUM



Plum Grasscloth Cotton




C640-NAVY



Navy Dapple Dot

coordinating basics

Advent Calendar Panel



PD16315-PANEL
8 89333 41800 9



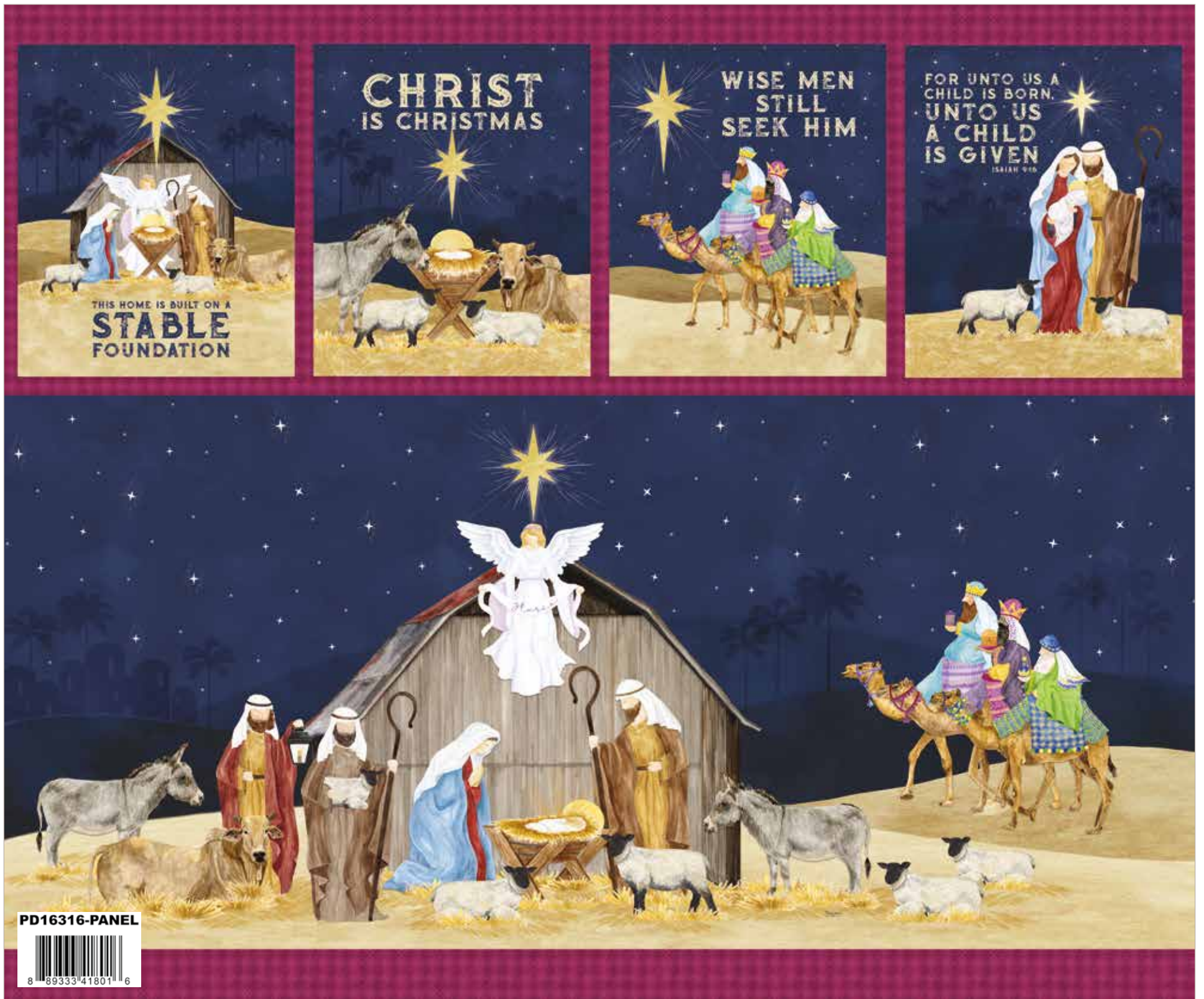
10. Optional: you may use batting to stabilize the calendar. If you would like tabs; cut 3 rectangles 4 1/2" x 8 1/2". WRTS sew long side of tab. Turn right side out. Press. Insert between right sides when sewing the advent calendar and back together.

4. Repeat for pocket 13-18 and pocket 19-24. Press.
5. Pin all pockets in place to secure.
6. Sew an vertical sewing lines to create pockets.
7. WRTS lay the advent calendar on a complementary fabric.
8. Sew around outside edges 1/2" leaving a 3" opening at the bottom.
9. Turn right side out. Press.

ADVENT CALENDAR
WRTS-with right sides together. Read all instructions before sewing.
1. Cut out printed panel.
2. Fold pocket 1-6 to the line under the main heading [Merry Christmas]. Press.
3. Fold pocket 7-12 to the line below pocket 1-6. Press.




Come Let Us Adore Him Panel



Come Let Us Adore Him Panel (10 panels per bolt)

Scaled to 23% | Actual Size is 35½" x 43"

Come Let Us Adore Him Panel Quilt by Tara Reed



Quilt Size 44½" x 48½"

estimated requirements

(1) PD16316-PANEL Come Let Us Adore Him Panel

3/8 Yard of Each

C16311-NAVY Silhouettes

C16314-NAVY Stars

1/2 Yard of Each

CD16310-CLOUD Main

C16311-CLOUD Silhouettes

Additional Fabrics

Fat 1/4 CD16310-GREEN Main

1/4 Yard C120-BEEHIVE Confetti Cotton

5/8 Yard C16313-GREEN Tonal (Includes Binding)

1 1/2 Yards WB640-NAVY Dapple Dot (Backing)

**FREE PATTERN
AVAILABLE ON OUR WEBSITE
MAY 2025**

www.rileyblakedesigns.com

Stars Over Bethlehem by Tara Reed



Quilt Size 48" x 62"

estimated requirements

(1) PD16316-PANEL Come Let Us Adore Him Panel

1/4 Yard of Each

CD16310-GREEN Main

C16314-CLOUD Stars

Additional Fabrics

1/2 Yard C16313-GREEN Tonal

1 3/4 Yards C16314-NAVY Stars (Background)

1 Yard C16312-NAVY Text (Includes Binding)


1 1/2 Yards WB200-LINEN Shades (Backing)



Pre-order the P239-STARSOVERBETHLEHEM Quilt Pattern



Starry Night by Tara Reed



Quilt Size 52" x 68"

estimated requirements

(1) PD16316-PANEL Come Let Us Adore Him Panel

1/4 Yard of Each

CD16310-GREEN Main

CD16310-CLOUD Main

Additional Fabrics

1/3 Yard C16314-CLOUD Stars

1/2 Yard CD16310-NAVY Main

2 1/4 Yards C16314-NAVY Stars (Background)

1 1/4 Yards C16313-GREEN Tonal (Includes Binding)

1 2/3 Yards WB645-BEACH Dapple Dot (Backing)



Pre-order the
P239-STARRYNIGHT
Quilt Pattern



Christ Is Born Runner by Tara Reed



Runner Size 20" x 76"

estimated requirements

1/4 Yard C16314-NAVY Stars

3/4 Yard CD16310-NAVY Main

3/4 Yard C120-LECREME Confetti Cotton (Background)

1/2 Yard C16313-WINE Tonal (Includes Binding)



Pre-order the
P239-CHRISTISBORN
Runner Pattern



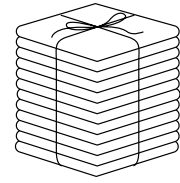




Advanced Sample Bundle

ONLY AVAILABLE THROUGH LOCAL RBD REPS

- Pre-order only
- One per customer
- Not available on website



ASY-FQ-16310-15



ASY Fat Quarter Bundle
15 Pieces



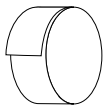
About the Line

The *Come Let Us Adore Him* fabric collection celebrates the timeless story of Christmas. My goal was to capture the serene beauty and meaning of the Nativity scene. Growing up, I remember cutting holly from the tree in our yard to place on the mantel with my mom's Nativity figures. That was the signal that the Christmas season had arrived.

I hope this collection helps you create quilts, an advent calendar, decorations, and gifts that will become heartwarming traditions of the season for you and yours.

Tara Reed
@artisttarareed

precuts



RP-16310-40




Rolie Polie
40 Pieces



5-16310-42



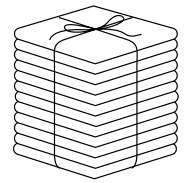
5-Inch Stacker
42 Pieces



10-16310-42



10-Inch Stacker
42 Pieces



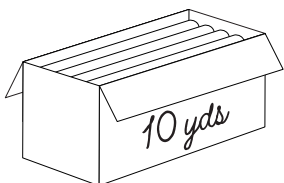
FQ-16310-15



Fat Quarter Bundle
15 Pieces

pre-order only

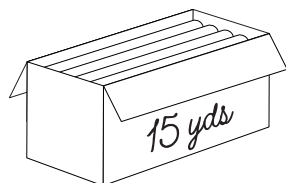
ADD ANY LAMINATE WITH 100 YARDS MINIMUM



CP10-16310-17



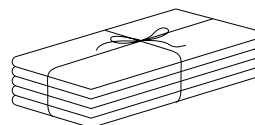
10-Yard Case Pack



CP15-16310-17



15-Yard Case Pack



1YD-16310C-6



Cloud - 1-Yard Bundle
6 Pieces



1YD-16310G-6



Green - 1-Yard Bundle
6 Pieces



1YD-16310N-6



Navy - 1-Yard Bundle
6 Pieces

PANELS ARE INCLUDED IN CASE PACKS

available May 2025 **last call December 1, 2024**

100% FINE COTTON · 43/44" WIDE · MADE IN KOREA



9646 South 500 West
Sandy, UT 84070
888.768.8454 · 801.816.0540
www.rileyblakedesigns.com

©2024 Riley Blake Designs & Tara Reed

Machine Wash Cold
No Chlorine Bleach
Tumble Dry Low
Remove Promptly
Not Intended for Children's Sleepwear

The projects portrayed are virtual images. The look of the projects may differ with actual fabric.

The project virtual(s) shown may be different than the image shown on the pattern cover.

Approximate fabric requirements are listed to aid in estimating the amount of yardage to order and are subject to change.

Backing yardage is shown using the best use of fabric and may not be intended for directional fabric.