



Riley Blake DESIGNS

INTRODUCES


Cozy Christmas

By Lori Holt of Bee in My Bonnet





Teal Cozy Main



Teal Cozy Recipe | Scaled to 25%



Red Cozy Fat Eighth Panel | Scaled to 12%



Pink Cozy Snowmen



Pink Cozy Reindeer



Mint Cozy Sparkle



Pink Cozy Square



Yellow Cozy Wrapping Paper



Pink Cozy Stripe



Peony Solid



Sugar Pink Solid



Riley Red Solid




Sweet Mint Solid




Sea Glass Solid
C: COTTON, F: FLANNEL, K: KNIT



Navy Cozy Main



White Cozy Recipe | Scaled to 25%



Navy Cozy Fat Eighth Panel | Scaled to 12%




Blue Cozy Snowmen



Blue Cozy Reindeer



White Cozy Sparkle



Blue Cozy Square



Blue Cozy Wrapping Paper



Navy Cozy Stripe



Beehive Solid



Daisy Solid



Riley Aqua Solid



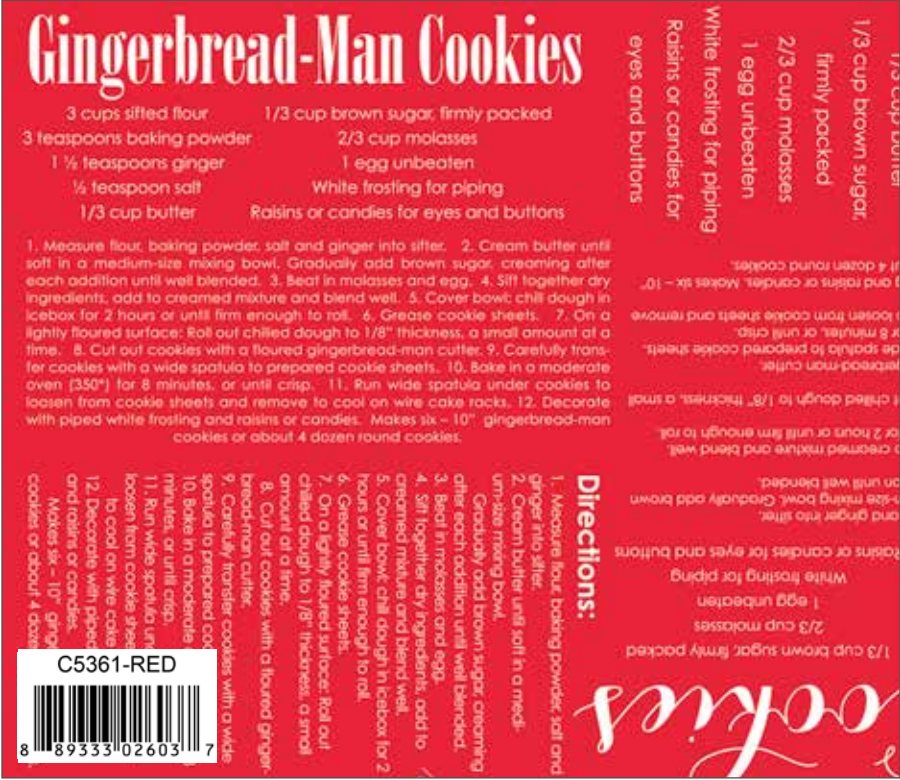
Bear Lake Solid




Coastal Blue Solid
C: COTTON, F: FLANNEL, K: KNIT



Green Cozy Main



Red Cozy Recipe | Scaled to 25%



Green Cozy Fat Eighth Panel | Scaled to 12%



Yellow Cozy Snowmen



White Cozy Reindeer



Red Cozy Sparkle



Green Cozy Square



Green Cozy Wrapping Paper



Green Cozy Stripe



Riley White Solid



Snow Shade



Grass Solid



Tree Top Solid



Nutmeg Solid
C: COTTON, F: FLANNEL, K: KNIT




FEP5362 Red Cozy Fat Eighth Panel (Actual Scale)

Gingerbread-Man Cookies

- 3 cups sifted flour
- 1/3 cup brown sugar, firmly packed
- 3 teaspoons baking powder
- 2/3 cup molasses
- 1 ½ teaspoons ginger
- 1 egg unbeaten
- ½ teaspoon salt
- White frosting for piping
- 1/3 cup butter
- Raisins or candies for eyes

1. Measure flour, baking powder, salt and ginger into sifter. 2. Cream butter until light and fluffy. 3. Add brown sugar and molasses. 4. Beat in molasses and brown sugar. 5. Beat in molasses and brown sugar. 6. Beat in molasses and brown sugar. 7. Beat in molasses and brown sugar. 8. Cut out cookies with a floured gingerbread-man cutter. 9. Bake in a preheated oven (350*) for 8 minutes, or until crisp. 10. Run wide spatula under cookies to loosen from cookie sheets and remove to cool on wire cake racks. 11. Decorate with piped white frosting and raisins or candies. Makes six – 10” gingerbread-man cookies or about 4 dozen round cookies.



C5361 White Cozy Recipe (Actual Scale)


Shown as Repeat 44” x 36”

C: COTTON

SUPPLIES NEEDED FOR THE COZY CHRISTMAS QUILT



Cozy Christmas Simple Shapes includes 20 Templates
by Lori Holt of Bee in my Bonnet



100% Aurifil Cotton Embroidery Floss

TH-LH30



8 057252 109151

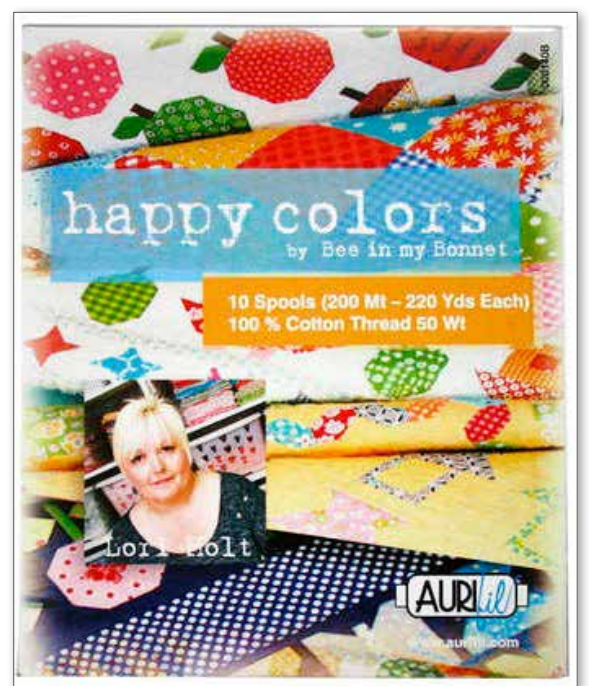


100% Aurifil Cotton Hand Quilting Thread

TH-LH12



8 057252 109144



100% Aurifil Cotton "Happy Colors" Thread

TH-HC10



8 057252 102220

TH-HC12



8 057252 102237

TH-HC10
Small Spools

TH-HC12
Large Spools



"Cute Little Buttons"
by Lori Holt of Bee in my Bonnet



1/4" Bias Tape Maker

N039-464-06



0 51221 450524 9



1/2" Bias Tape Maker

N039-464-12



3 005122 150525 7



Turner

N039-8703



0 51221 77803 2



Sew-In Interfacing

N010-PLS36



0 75269 10026 6



6.5" & 12.5"
Fiskars Ruler Set

N013-187210-1001



0 020335 04029 8



COZY CHRISTMAS QUILT BY LORI HOLT
Quilt Size: 56" x 69" | Pattern available at www.rileyblake designs.com

NEW
MINI RIC-RAC



White
Mini Ric-Rac
STR-18-WHITE



Red
Mini Ric-Rac
STR-18-RED



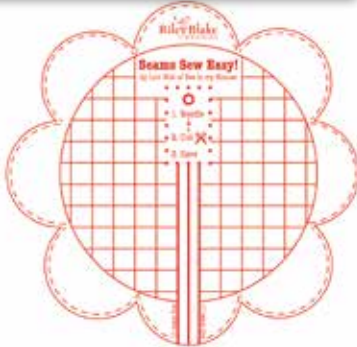
Sweet Mint
Mini Ric-Rac
STR-18-SWEETMINT



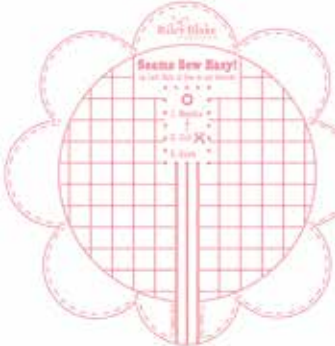
Sugar Pink
Mini Ric-Rac
STR-18-SUGARPINK



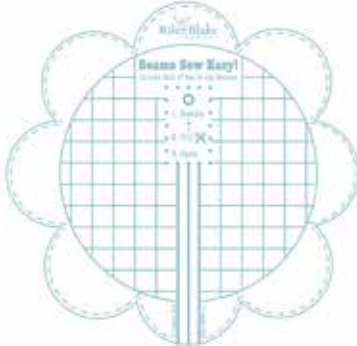
STSEAMGUIDE-GREEN



STSEAMGUIDE-RED



STSEAMGUIDE-PINK



STSEAMGUIDE-AQUA



THIMBLE & CIRCLE RULER SETS

STRULER-4195
Thimble Rulers Set (5 & 10")

STRULER-4195



STRULER-4194
Circle Rulers Set (all 4 sizes)

STRULER-4194



YARDAGE FOR 1 COZY CHRISTMAS QUILT KIT



C5360 Teal Cozy Main
1 5/8 Yards



C5365 White Cozy Sparkle
1 7/8 Yards



C200-03 Snow Shade
1/4 Yard



C5361 Red Cozy Recipe
5/8 Yard



C100 Nutmeg Solid
1/4 Yard

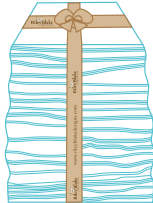


C5364 White Cozy Reindeer
5/8 Yard



C100 Peony Solid
1/2 Yard

Quantity 1
Fat Quarter Stack



FQ-5360-27



White Mini Ric-Rac
2 Yards



STR-18-WHITE



Binding 1 Yard
Backing 3 1/2 Yards

See the supplies list needed page for the Cozy Christmas Quilt.

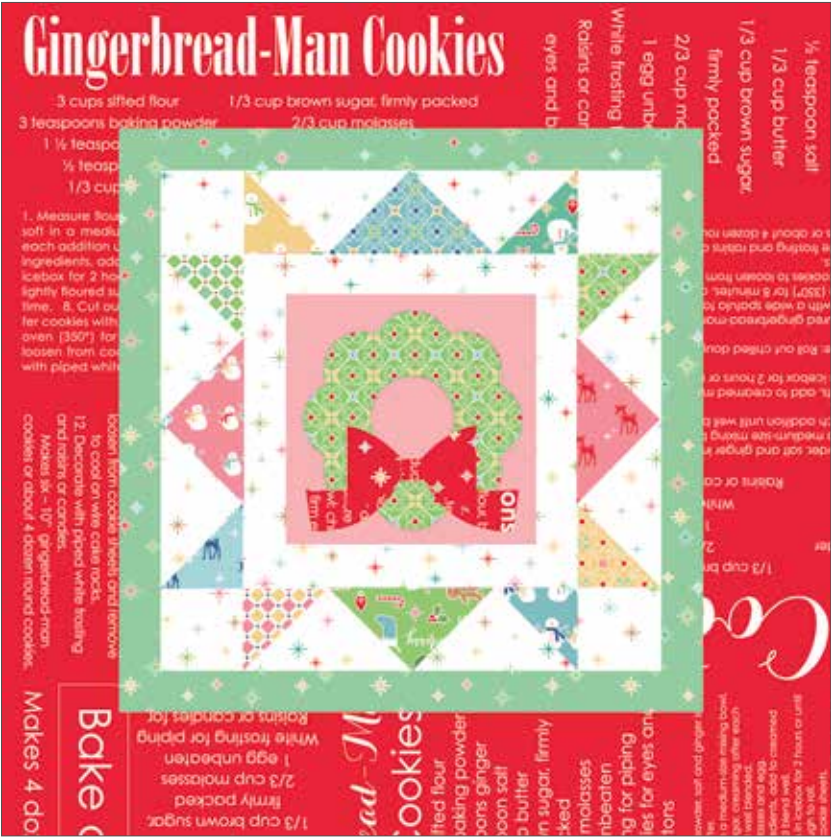
COZY CHRISTMAS SEW ALONG with LORI HOLT of Bee in my Bonnet Starting AUGUST 16, 2016

KIT ORDERING GUIDE

Fabric	Kits Per Bolt	5 Kits	10 Kits	15 Kits	20 Kits	25 Kits
C5360 Teal Cozy Main	9 Kits	1 Bolt	2 Bolts	2 Bolts	3 Bolts	3 Bolts
C5361 Red Cozy Recipe	24 Kits	1 Bolt	1 Bolt	1 Bolt	1 Bolt	2 Bolts
C5364 White Cozy Reindeer	24 Kits	1 Bolt	1 Bolt	1 Bolt	1 Bolt	2 Bolts
C5365 White Cozy Sparkle	8 Kits	1 Bolt	2 Bolts	2 Bolts	3 Bolts	4 Bolts
C100 Nutmeg Solid	40 Kits	1 Bolt	1 Bolt	1 Bolt	1 Bolt	1 Bolt
C100 Peony Solid	20 Kits	1 Bolt	2 Bolts	1 Bolt	1 Bolt	2 Bolts
C200-03 Snow Shade	40 Kits	1 Bolt	2 Bolts	1 Bolt	1 Bolt	1 Bolt
FQ-5360-27 Fat Quarter Stack		5 Stacks	10 Stacks	15 Stacks	20 Stacks	25 Stacks
STR-18 White Mini Ric-Rac		1 Spool	1 Spool	2 Spools	2 Spools	3 Spools
Binding	15 Kits	1 Bolt	1 Bolt	1 Bolt	2 Bolts	2 Bolts
Backing	4 Kits	2 Bolts	3 Bolts	4 Bolts	5 Bolts	7 Bolts

Designer print bolt requirements based on 15-yard bolt.
Basic fabric bolt requirements based on 10-yard bolt.
Mini Ric-Rac requirements based on 25-yard spool.

No kits available from Riley Blake Designs.
Pattern available at www.rileyblakedesigns.com.



FREE STORE DISPLAY

Get a free Store Display with an order of a 10- or 15-yard case-pack featuring a 20-inch pillow/mini quilt pattern called “Cozy Christmas Mini” by RBD Designers.

What a sweet way to have a ready made display for your store!

Free Store Display
SD-5360



10-Yard Case Pack
CP10-5360-27



15-Yard Case Pack
CP15-5360-27



Store Display Cozy Christmas Mini | Pillow/Mini Size 20” x 20”

About the Artist.....



I'm a small town farm girl who spent her childhood playing in the sunshine on tractors and climbing trees. I grew up happily immersed in all things domestic. I'm the middle child of a large family and live closely surrounded by grandparents, uncles, aunts, and cousins.

My mom says that I was practically born with a needle in my hand. My earliest memories are of sitting underneath the quilting frames and threading needles for my grandma and great aunts until I eventually grew old enough to make stitches of my own. As a girl, I spent many happy hours designing and sewing clothes for my dolls, crocheting, and doing embroidery. My deep love of all needle art comes from the early influence of my mother and grandmothers, who were my first teachers. Now I teach others to create, and I find joy in using my creativity to make beautiful things.

I draw inspiration for my designs from the beauty of the earth and from the love of God and family memories. I am drawn to stacks of colorful fabrics, pretty papers, aprons, buttons, embroidery, old dishes, gingham & polka dots, sprinkles and glitter, and all things vintage.

I am married to my best friend and childhood sweetheart, and together we have 3 creative, intelligent children and a sweet granddaughter. Life is good! I sew, draw, create, decorate, and re-decorate on a daily basis. I think of myself as the luckiest girl in the world because I get to do what I love everyday. I feel blessed to have my own company called, "Bee in my Bonnet," which I began in 1994. My wish is that my designs in both patterns and fabric will inspire others to create and will also instill the desire to pass down the valuable lessons of days gone by taught to us by our mothers and grandmothers.

1 Yard



1YD-5360G-9



1 Yard



1YD-5360N-9



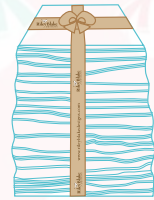
1 Yard



1YD-5360T-9



Fat Quarter



FQ-5360-27



2 1/2-Inch Stacker
42 Pieces



25-5360-42



5-Inch Stacker
42 Pieces



5-5360-42



10-Inch Stacker
42 Pieces



10-5360-42



Rolie Polie
40 Pieces



RP-5360-40



PRE-ORDER ONLY

Add any laminate with 100 yards minimum

10-Yard Case Pack

CP10-5360-27



15-Yard Case Pack

CP15-5360-27



5-Inch Stacker



5-5360-27



10-Inch Stacker



10-5360-27



Rolie Polie



RP-5360-27



AVAILABLE MAY 2015

100% FINE COTTON 44/45" WIDE • FLANNEL 42/43" WIDE • KNIT 95% COTTON / 5% SPANDEX 57/58" WIDE

MACHINE WASH COLD • TUMBLE DRY • LOW IRON IF NECESSARY

Riley Blake Designs • 9646 South 500 West, Sandy, Utah 84070

Toll Free 1.888.768.8454 • Tel 801.816.0540 • Fax 801.816.0542

www.rileyblakedesigns.com www.sewtogether.com

Not intended for children's sleepwear

©2016 Riley Blake Designs & Lori Holt

MADE IN KOREA